

LESS THAN 10% FAILURE RATE IN PATIENTS WITH BUCKET- HANDLE MENISCAL TEAR REPAIR AFTER 4 YEARS FOLLOW-UP

Esteves, Tomás A; Astore, Ignacio; Yacuzzi, Carlos; Costa Paz, Matías;
Zícaro, Juan Pablo



ISAKOS
CONGRESS
2023



Boston
Massachusetts
June 18–June 21


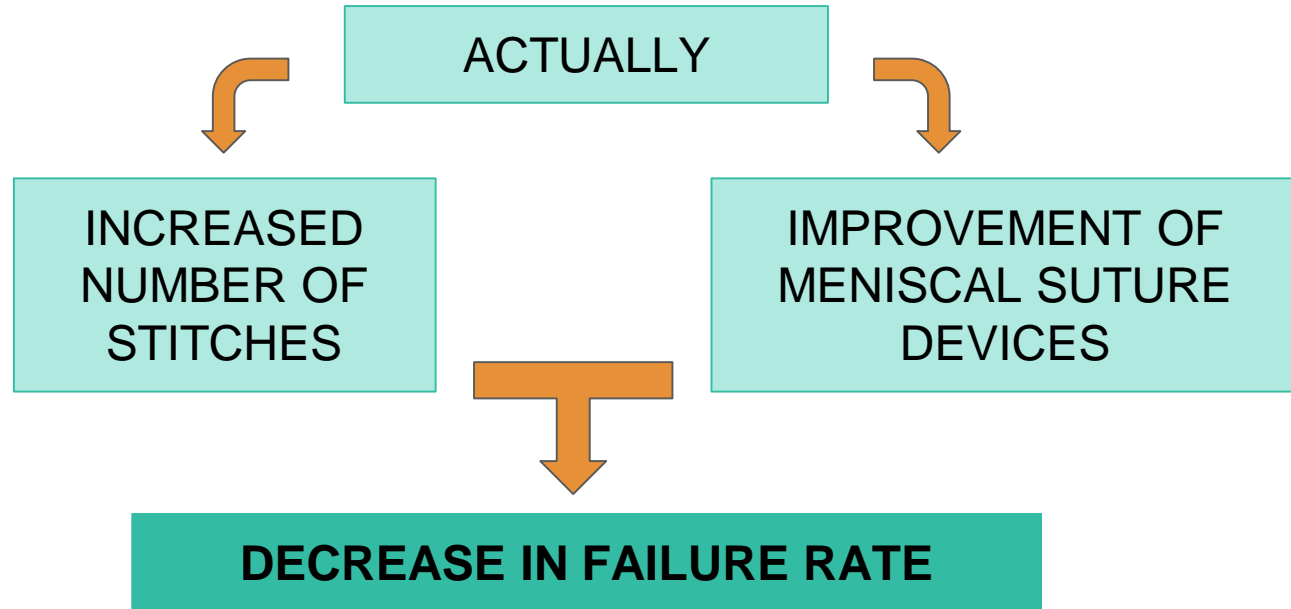
I have nothing to declare



INTRODUCTION


BUCKET HANDLE MENISCAL TEAR REPAIR

The failure rate reported in the literature following bucket-handle meniscus repair is approximately 15%.



INTRODUCTION

The objective of this study is to evaluate the failure rate of a group of patients from a single academic institution with bucket-handle meniscal injury who underwent arthroscopic repair.



METHODS

- Retrospective case series.
- Patients operated on for bucket-handle meniscal lesion repair between January 2016 and December 2022 were included.
- Demographic data; surgical data; and reoperation (failure) rate were analyzed.

Minimum follow-up of 18 months.

RESULTS

DEMOGRAPHIC AND SURGICAL DATA

	Total: 52 patients
Male, n (%)	46 (88%)
Age (years), mean (\pm SD)	28 (\pm 9.5)
BMI, mean (\pm SD)	24 (\pm 3.8)
Follow-up, mean (\pm SD)	48,9 (\pm 16.5)

Associated to:	Total: 52 patients
ACL reconstruction, n (%)	11 (17%)
Contralateral meniscal tear, n (%)	3 (5%)
Articular cartilage injury, n (%)	6 (9%)

RESULTS

NUMBER OF SUTURES

	Total: 52 patients
Total number of stitches, mean (\pm SD)	7.4 (\pm 3.3)
All-inside suture, mean (\pm SD)	2.2 (\pm 2)
Inside-out suture, mean (\pm SD)	5.1 (\pm 2.5)

FAILURE RATE

	Total: 52 patients
Global failure rate, n (%)	5 (9.6%)
Associated with ACL reconstruction, n (%)	2 (18.2%)
Not associated with ACL reconstruction, n (%)	3 (7.3%)

DISCUSSION

- The most important result of our series was that the overall failure rate was 9.6% in patients operated on since 2016.
- The increase in the number of stitches and the improvement in surgical technique are possibly factors for the reduction in the failure rate.
- Larger series and more number of failures are needed to be able to determine the causes leading to failure.

THANK YOU



tomasalfredoesteves@gmail.com



dr.tomasesteves / rodilla.hospitalitaliano



BIBLIOGRAPHY

1. Johnson RJ, Kettelkamp DB, Clark W, Leaverton P. Factors effecting late results after meniscectomy. J Bone Joint Surg Am. 1974 Jun;56(4):719–29.
2. DeHaven KE, Black KP, Griffiths HJ. Open meniscus repair. Technique and two to nine year results. Am J Sports Med. 1989 Nov;17(6):788–95.
3. Thoreux P, Réty F, Nourissat G, Rivière X, Safa P, Durand S, et al. Bucket-handle meniscal lesions: magnetic resonance imaging criteria for reparability. Arthroscopy. 2006 Sep;22(9):954–61.
4. Feng H, Hong L, Geng XS, Zhang H, Wang XS, Jiang XY. Second-Look Arthroscopic Evaluation of Bucket-Handle Meniscus Tear Repairs With Anterior Cruciate Ligament Reconstruction: 67 Consecutive Cases [Internet]. Vol. 24, Arthroscopy: The Journal of Arthroscopic & Related Surgery. 2008. p. 1358–66. Available from: <http://dx.doi.org/10.1016/j.arthro.2008.07.017>
5. Magee TH, Hinson GW. MRI of meniscal bucket-handle tears. Skeletal Radiol. 1998 Sep;27(9):495–9.
6. Shakespeare DT, Rigby HS. The bucket-handle tear of the meniscus. A clinical and arthrographic study. J Bone Joint Surg Br. 1983 Aug;65(4):383–7.
7. Vautrin M, Schwartz C. Future of 34 meniscectomies after bucket-handle meniscus tear: a retrospective study with a follow-up over 22 years [Internet]. Vol. 26, European Journal of Orthopaedic Surgery & Traumatology. 2016. p. 435–40. Available from: <http://dx.doi.org/10.1007/s00590-016-1754-2>
8. Albrecht-Olsen P, Kristensen G, Burgaard P, Joergensen U, Toerholm C. The arrow versus horizontal suture in arthroscopic meniscus repair. A prospective randomized study with arthroscopic evaluation. Knee Surg Sports Traumatol Arthrosc. 1999;7(5):268–73.